

095000-5972 G2 Injector Technical File

SKU1: Z1L30950005972



095000-5972 G2 Injector Technical File

Content

095000-5972 G2 Injector Technical File	错误！未定义书签。
1. 095000-5972 Injector's Introduction	3
1.1.095000-5972 Injector's Basic Information	3
1.2.095000-5972 Injector's Common Part Number	3
1.3.095000-5972 Injector's Matching Information	3
1.4.095000-5972 Injector's Parameter	3
1.5.095000-5972 Injector's Specifications and Dimensions	3
1.6.095000-5972 Injector's Quality Control	4
1.7.095000-5972 Injector's Customized Service	4
1.8.095000-5972 Injector's Packing List and Package Size	4
1.9.095000-5972 Injector's Testing Standard and Certificate	6
1.10.095000-5972 Injector's Warranty Instructions	6
1.11.095000-5972 Injector's Manufacturer	7
2.095000-5972 Injector Technical Support	7
2.1.095000-5972 Injector's Part Number Location	7
2.2.095000-5972 Injector's Application Scenarios	8
2.3.095000-5972 Injector's Installation	8
2.4.095000-5972 Injector 's Reasons Of Not Working Normally	9
2.5.095000-5972 Injector 's Causes to Damage	9
2.6.095000-5972 Injector's Technical Support Obtaining Methods	9
3.095000-5972 Injector's Purchase and Delivery	10
3.1.095000-5972 Injector's Purchase Payment Terms	10
3.2.095000-5972 Injector's Main Sales Markets	10
3.3.095000-5972 Injector's Declaration Requirements	10
3.4.095000-5972 Injector's Shipping Ways	10
3.5.095000-5972 Injector's Lead time	10
3.6.095000-5972 Injector's Logistics Time for Destination Out of China's Areas	10
3.7.095000-5972 Injector's Packing	11
4.095000-5972 Injector's Storage Standard	12
5. Company Information	13
5.1. Company Introduction	13
5.2. Sales-men's Contact Information	13
6. Copyright Statement	14

095000-5972 **G2** Injector Technical File

1. 095000-5972 Injector's Introduction

1.1.095000-5972 Injector's Basic Information

Title	China Made New High Quality 095000-5972 G2 Injector
SKU1	Z1L30950005972

1.2.095000-5972 Injector's Common Part Number

(1) Injector's Exchange Information

Injector Part Number	Universal Number	Universal Number
095000-5972	095000-5970	/

(2) Injector's Application Information

Injector Part Number	Car Model	Car Model	Car Model
095000-5970	23910-1380	/	/
095000-5972	23670-E0360	/	/

(3) Injector's Part Number Common Writing

095000-5970,0950005970,23910-1380,239101380,095000-5971,0950005971,23670-E0360,
 23670E0360,095000-5972,0950005972,095000-5973,0950005973,095000-5974,0950005974,
 095000-5975,0950005975,095000-5976,0950005976,095000-5977,0950005977,095000-5978,
 0950005978,095000-5979,0950005979,095000-597#,095000597#

1.3.095000-5972 Injector's Matching Information

Vehicle Brand	Car Model	Engine Model	Production Date
HINO	TRUCK	E13C	0608
ISUZU	/	/	/

1.4.095000-5972 Injector's Parameter

Adaptation System: **Common Rail System**

Injector Series: **G2 Series**

Injector Type: **Electromagnetic Injector**

Applicable For Vehicle: **HINO/ISUZU**

1.5.095000-5972 Injector's Specifications and Dimensions

Injector Size: $22\text{cm} \times 8\text{cm} \times 4\text{cm} = 704\text{cm}^3$ ($L \times W \times H = V$)

Injector Net Weight: **0.8kg**

Gross Weight: **0.9kg**

Injector Quality: **China Made Brand New Injector**

Package Size: $24\text{cm} \times 12\text{cm} \times 6\text{cm} = 1728\text{cm}^3$

Injector Type: **Diesel Common Rail Injector**

MOQ: **4 Pieces**

1.6.095000-5972 Injector's Quality Control

(1) Injector Testing

All injector spare parts are tested for electrical characteristics,accuracy,high temperature,low temperature,withstand voltage,leakage,durability,and various working conditions.

(2) Injector Assembling





And the quality control of the injector production and installation process,our company strictly follows the standard product installation data and product installation steps to install,such as injector stroke test,injector solenoid valve tightening torque,injector nozzle tightening torque,

(3) Injector Inspection

The factory inspection of the injector is undergone full inspection,random inspection,and batch inspection three inspections. Different brands of test benches are used to test the same fuel injector for a total of no less than three times for factory inspection,and the fuel injector installation and test environment are progressed in dust-free workshop.

1.7.095000-5972 Injector's Customized Service

(1) **Injector's Customized Service** : Meet the customized needs of OEM manufacturers for shell lettering,logo engraving,injector internal packaging,injector external packaging and labels customized,etc.

			
Injector nozzle engraving	Injector House's Lettering	Injector solenoid valve engraving	Injector box and label

(2) Injector's Customized Service Requirements:

The purchased of customized injector are not less than **10 pieces**.

Customized injector packages no less than **1000 pieces**.

Customized products involve the need of specify logo,the OEM manufacturer needs to provide trademark authorization and the sample of logo image file.

▲ Once the customized fuel injector is sold,it cannot be returned or exchanged if there is no quality problems.

1.8.095000-5972 Injector's Packing List and Package Size

(1) Injector Spare Parts List

No.	1	2	3
Image			
Name	Fuel Injector Assy	O-Ring	Nozzle Cover Cap
Description	Injector Part Number 095000-5972	Ensure to meet the standard of the sealing performance between the injector and the engine	Protect nozzle holes from being polluted and blocked
No.	4	5	6
Image			
Name	Injector shell cover	Oil Return Cover	VCI Anti-rust Bag
Description	Protect the oil inlet hole from being polluted and blocked	Prevent the oil return from dust and being damaged	Prevent fuel injector from rusting
No.	7	8	9
Image			
Name	Bubble Bag	Injector Packing Box	Nozzle Gasket
Description	Prevent the injector from being damaged by external forces	Package for injector and injector accessories	To ensure the tight fit between the injector cap end and the engine

▲ Minors are forbidden to use the fuel injector assembly,O-ring,gasket,nozzle protective cover,fuel injector house protective cover,solenoid valve protective cover,VCI anti-rust bag,and air bubble bag to avoid personal injury.

▲ O-ring and gasket are disposable installation accessories,and need to be replaced for re-installation.

▲ The nozzle protective cover,the injector house protective cover,and the solenoid valve protective cover are recyclable accessories that can be reused.

▲ VCI anti-rust bags and bubble bags are non-degradable materials,please dispose of them properly after using.

▲ The injector and the installation parts should be coated with appropriate sealing oil during installation.

(2) Injector Box Size



No.	Name	Injector Package Size (cm)
1	Injector Box	24*12*6

1.9.095000-5972 Injector's Testing Standard and Certificate

Shumatt can provide the factory quality inspection test report of each injector to ensure that each injector delivered meets the engine performance indicators.

BOTEN		测试报告		4.05.2019 10:42:09	
客户名称: _____					
电话: _____		地址: _____			
传真: _____		联系人: _____			
客户地址: _____		检测单位: _____			
传真: _____		客户姓名: _____			
检测项目: _____					
检测日期: _____					
型号-零件号: _____					
检测地点: _____					
检测结果					
检测项目	检测结果	检测标准	检测结果	检测结果	检测结果
ICM TEST	38	4	45	20.0-1.0	✓
Back	38	4	15.0	20.0-1.0	✓
MAP	38	12.5-16.0	0.3	20.0-1.0	✓
MAP	38	12.5-16.0	0.3	20.0-1.0	✓
TL	38	20.0-1.0	0.3	20.0-1.0	✓
TL	38	20.0-1.0	0.3	20.0-1.0	✓
VE	38	4.0-1.0	0.3	20.0-1.0	✓

1.10.095000-5972 Injector's Warranty Instructions

(1) . Product Warranty Conditions and Instructions

It is necessary to provide pictures, videos, or test reports detected by the injector inspection equipment when the injector is abnormal during use as evidence to feed back to the salesman.

Abnormal conditions are properly explained such as: 1. Smoke, 2. Engine shake, 3. Difficulty starting the engine, 4. Engine noise, 5. oil leakage etc.

(2) . Injector Warranty Coverage

Within 15 days after customer receives the 095000-5972 injector, if there is a performance failure and the product has no appearance damage, customer can choose to replace it or repair it;

If the 095000-5972 injector has performance problems during the warranty period (3 months), and it is

confirmed that it is product's problems after testing,you can contact our salesmen to replace the same model or a reworked product with the same performance for free;

If the injector house has obvious scratches,it can only be repaired and it will be returned as it is if the product is confirmed to be fault-free.

▲ **Tips:** For products not covered by warranty,our company can provide paid maintenance services. For products after paid repaired,the same performance problem will have a free warranty period within 3 months from the date of repairing.

(3) . Injector Out of Warranty Coverage

- ▲ The warranty period has expired.
- ▲ Injector failure caused by high temperature,high pressure,humidity,rain and snow,saline-alkali land,earthquake,and used in abnormal environment.
- ▲ Customer disassembles or repairs the injector personally resulting in damage to the injector.
- ▲ Injector damage caused by man-made reasons (throwing,strong magnetic field magnetization,set fire).
- ▲ Injector failure or injector damage caused by non-injector design,technology,manufacturing,quality and other issues.
- ▲ Injector failure due to system pressure exceeding system approved pressure.
- ▲ Injector failure caused by system voltage exceeding approved voltage.
- ▲ Injector failure caused by impurities (water,lead,aluminum powder,iron powder,sulfide) in the system fuel exceeding the standard requirements.
- ▲ Injector failure caused by not installing according to the tightening torque specified in the vehicle engine maintenance manual (the tightening torque is too large or too small).
- ▲ Injector failure caused by not following the installation angle specified in the vehicle engine maintenance manual.
- ▲ Injector failure caused by not following the cleaning requirements specified in the vehicle engine maintenance manual.
- ▲ Injector failure caused by failure to replace consumable parts as specified in the vehicle engine maintenance manual.
- ▲ Injector failure caused by not complying with the intake system fit clearance and exhaust system fit clearance requirements specified in the vehicle engine maintenance manual.
- ▲ Failure to replace the consumable parts and the fitting clearance of the oil inlet system pipeline and the fuel injector connection in accordance with the fuel intake system specified in the vehicle engine maintenance manual.

1.11.095000-5972 Injector's Manufacturer

Injector's manufacturer: Shenzhen Shumatt Technology Co.,Ltd

2.095000-5972 Injector Technical Support

2.1.095000-5972 Injector's Part Number Location

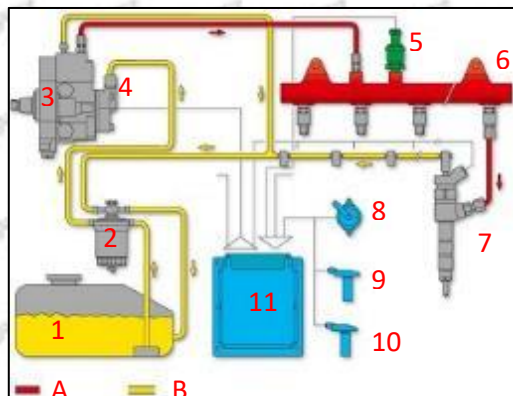
1) E.g.: The injector part number see as follows



No.	Name
A	brand,logo,part number, series number
B	nozzle part number

2.2.095000-5972 Injector's Application Scenarios

Common rail system is an oil supply method refers to the diesel oil from the fuel tank sucked out by the gear pump through the oil-water separator and the gear pump to diesel fine filter,high-pressure pump,common rail pipe,and fuel injector,all together with the closed-loop fuel supply system composed of sensors and ECU that completely separates the generation of injection pressure and the injection process from each other.



Pic No. 1

No.	Name	No.	Name	No.	Name	No.	Name
1	Tank	5	Common Rail Pressure Sensor	9	Engine Crankshaft Sensor	A	High Pressure Oil Circuit
2	Diesel Filter	6	Common Rail Pipe	10	Camshaft Sensor	B	Low Pressure Oil Circuit
3	High-Pressure Pump	7	Injector	11	ECU Electronic Control Unit	/	/
4	Fuel Gear Pump	8	Accelerator Pedal	/	/	/	/

2.3.095000-5972 Injector's Installation

(1) .095000-5972 Injector's Installation Precautions :

- ▲ **The replacement of the fuel injector must strictly follow** the electrical system,the approved pressure of the low-pressure fuel intake system,the approved pressure of the high-pressure fuel circuit system,and fuel system replacement consumables requirements (including the low-pressure fuel circuit system filter and the high-pressure fuel circuit) specified in the vehicle engine maintenance manual,
- ▲ Replacement of wearing parts of the fuel system,cleaning requirements for the connection between the fuel system and the injector,the fitting clearance of the fuel injector connection,the installation angle and tightening torque of the injector,the fitting clearance of the intake system,and the fitting clearance of the exhaust system to ensure the service life of the engine and the normal operation of the injector.
- ▲ When installing the fuel injector on the engine,it is necessary to clean the engine block,cylinder head and other parts connected to the fuel injector,and ensure that there is no dust,carbon deposits,water,rust spots,etc.
- ▲ Before installing,check whether the fuel injector nozzle gasket has been replaced and installed on the fuel injector.
- ▲ When installing the fuel injector,apply lubricant between the fuel injector,fuel nozzle sealing gasket and O-ring.
- ▲ Without replacing new gasket can lead to: deformation of the tight cap of nozzle,deformation of nozzle,deformation of nozzle orifice,oil leakage and air leakage,which will cause serious damage to the fuel injector and nozzle to break and cause damage to the engine.
- ▲ When installing the injector on the engine,please carefully check the components related to the

installation of the injector,such as the injector pressure plate,screw,injector rod and other accessories are not deformed,and install it in strict accordance with the operation steps of the engine maintenance manual.

▲ It is forbidden to operate the bare injector for a long time in an environment with serious dust pollution and corrosion to iron products.

▲ It is forbidden to operate the bare injector for a long time in a strong magnetic field environment.

2.4.095000-5972 Injector 's Reasons Of Not Working Normally

- (1) There is air in the oil circuit of the engine fuel system.
- (2) Vehicle oil pump oil supply system is not normal.
- (3) Engine common rail system oil leakage or pressure limiting valve damage.
- (4) There is a short circuit,cutting out and poor contact in the wiring harness connected to the fuel
- (5) The long-term placement of the injector causes the anti-rust oil to solidify,and the internal components are stuck or the oil holes are blocked.

▲ Before installing,carefully check whether other components in the common rail system except the fuel injector is damaged so as to prevent the fuel injector from not working properly after being replaced.

2.5.095000-5972 Injector 's Causes to Damage

▲ (1) Didn't operate properly according to engine maintenance manual during disassembly or installation,resulting in damage to the injector .

▲ (2) The fuel oil used for the vehicle does not meet the standard cause damage to the injector,such as: the water content in the fuel oil exceeds the standard,iron powder,aluminum powder,sulfide impurities exceed the standard,etc.

▲ (3) The engine is not regularly maintained according to the engine maintenance manual (please refer to the vehicle maintenance manual for the maintenance mileage). For example,failure to replace the lubricating oil of the engine system for a long time will cause abnormal wear of the engine,excessive exhaust gas volume or a large amount of carbon deposits inside the engine. The filter is not replaced during maintenance or the replaced filter cannot reach the original filter standard. all above reasons can cause damage to the injector.

▲ (4) The abrasion of the oil pump produces iron powder and aluminum powder enter the fuel injector and cause damage to the fuel injector.

▲ (5) The deformation and abrasion of fuel tank result in iron powder or aluminum powder entering the fuel injector and causing damage to the fuel injector.

▲ (6) The fuel injector is damaged due to replacement or adjustment of the relevant parts of the fuel injector. For example,the valve clearance does not meet the standard after the engine is repaired,the replacement or modification of the wiring harness connected to the injector fails to meet the original standard.

▲ (7) The engine is overheated and overloaded for a long time working results in damage to the fuel injector.

▲ (8) The injector will be damaged naturally at the end of its working life.

▲ (9) The injector is magnetized (injector parts' magnetic exceeded) causing the injector to not work properly.

▲ Before replacing the fuel injector,please check the engine parts carefully according to the engine maintenance manual to avoid the fuel injector being damaged again after replacement.

2.6.095000-5972 Injector's Technical Support Obtaining Methods

- (1) Injector Technical File,visit <http://shumatt.com> to get the technical file.

(2) Injector Technical Videos

Facebook: Visit <https://www.facebook.com/hison.li> to get the technical videos, constantly follow can get more information.

YouTube: Visit https://www.youtube.com/channel/UCByvYBx7VjV_mAfxh_Hu-aw to get the technical videos, constantly follow can get more information.

Shumatt: Visit <http://shumatt.com> to get the technical videos.

(3) Injector Information Query Software

TruckBook Parts EPC APP, Android/Apple App Store download and install, visit <http://shumatt.com> to get the download and installation tutorial

(4) Search The fuel injector test data through TruckBook Parts EPC APP.

3.095000-5972 Injector's Purchase and Delivery

3.1.095000-5972 Injector's Purchase Payment Terms

Payment Terms: T/T, PayPal, Alipay, WeChat

Please contact our salesmen for specific payment information.

3.2.095000-5972 Injector's Main Sales Markets

Injector main sales markets: Asia, Europe, North America, South America, Africa etc.

3.3.095000-5972 Injector's Declaration Requirements

Shumatt can assist customers to provide the following documents for import customs clearance: contract, invoice, packing list, bill of lading, insurance policy, certificate of origin, etc.

3.4.095000-5972 Injector's Shipping Ways

Destination in China areas: SF Express, Debon Express, the corresponding logistics company can be provided according to customer requirements in special cases.

Destinations out of China's areas: DHL, UPS, FedEx, TNT air, ocean or other shipping methods required by customers.

3.5.095000-5972 Injector's Lead time

Lead time: Send out within 3 – 7 working days after receiving payment (Except for special products and special cases).

3.6.095000-5972 Injector's Logistics Time for Destination Out of China's Areas

DHL Logistics Time :

Country or Region of Departure	Hong Kong, China	Other Countries or Regions of Asia	Australia and New Zealand	Europe	America	Other Countries
China's Mainland	7 Days	7 Days	8 Days	8 Days	8-12 Days	7-10 Days

UPS Logistics Time: Country or Region of Departure: China's Mainland

Country of Destination	Estimated Arrival Time	Country of Destination	Estimated Arrival Time	Country of Destination	Estimated Arrival Time
Country of Destination	Estimated Arrival Time	Country of Destination	Estimated Arrival Time	Country of Destination	Estimated Arrival Time
Japan	3 Days	UK	5-7 Days	Egypt	5-7 Days
Turkey	5-7 Days	Singapore	3 Days	Switzerland	5-7 Days
Bahrain	5-7 Days	Latvia	7-10 Days	New Zealand	7-10 Days
Sri Lanka	5-7 Days	Thailand	3 Days	Austria	5-7 Days

Romania	5-7 Days	Vietnam	3-5 Days	Estonia	5-7 Days
Malaysia	3-5 Days	Israel	5-7 Days	Mexico	7-10 Days
France	5-7 Days	America	5-7 Days	United Arab Emirates	5-7 Days
Italy	5-7 Days	Netherlands	5-7 Days	Bengal	7-10 Days
Lebanon	5-7 Days	Philippine	3-5 Days	Greece	7-10 Days
South Korea	3 Days	Spain	5-7 Days	Myanmar	5-7 Days
Canada	5-7 Days	Germany	5-7 Days	Saudi Arabia	7-10 Days
Portugal	5-7 Days	Australia	5-7 Days	South Africa	7-10 Days
Denmark	5-7 Days	Belgium	5-7 Days	Ukraine	7-10 Days
India	7-10 Days	Qatar	7-10 Days	Poland	5-7 Days
Indonesia	3-5 Days	Morocco	7-10 Days	Pakistan	7-10 Days
Kuwait	7-10 Days				

The logistics time is for reference only,subjects are according to the actual arrival.

3.7.095000-5972 Injector's Packing

Domestic express packaging: Usually wrapped in waterproof scotch tape,such as picture No.2.

International express packaging : Wrapped with waterproof yellow tape After wrapping the black protective film,such as picture No. 3.

Pallet Shipping : Use fumigation free and recycling trays that meet export requirements,and use white wrapping protective film to wrap and bind with cable ties for the outside,such as picture No. 4,
Also,the products can be packaged according to customers' requirements.

- ▲ The packing tray is made of plastic and can be recycled.
- ▲ Transparent tape,yellow tape,black wrapping protective film,white wrapping protective film are non-degradable materials,please dispose of them properly.
- ▲ Minors are prohibited from using transparent tape,yellow tape,black wrapping protective film,and white wrapping protective film to avoid personal injury.



Pic No. 2

Domestic express packaging:
Wrapped by Transparent tape



Pic No. 3

International express packaging:
Wrapped with yellow tape after wrapping black protective film



Pic No. 4

Pallet Shipping: Use pallet that meet export requirements, and use white wrapping protective film to wrap and bind with cable ties

4.095000-5972 Injector's Storage Standard

(1) Choose a suitable storage place

The warehouse and cargo yard where the fuel injector is stored should be kept clean and dry, and away from the factory buildings that generate harmful gases and dust; do not mix with acid, alkali, salt and other substances; the storage place should have a good drainage system; the cargo yard should be flattened with gravel or furnace ash etc. to enhance the water permeability of the surface layer to keep the reservoir area dry.

(2) Strict requirements of warehousing

Strict inspections should be carried out when the fuel injectors are put into storage, the surface cleaning work should be done well to remove water traces, oil stains, ash and other dirt, remove the rust and do anti-rust treatment in time. Packaged injectors must be protected from damage.

(3) Keep the warehouse dry and preventing moisture

The relative humidity is usually below 70% for the fuel injectors placed in the room, and the corrosion of the fuel injectors is significantly reduced.

Injectors must be stored in the warehouse, and they are forbidden to store in the same warehouse with commodities with high water content.

(4) Stack Properly

▲ After the injector is exposed to rain, the corrosion rate will increase significantly. The purpose of sealing is to isolate the injector from rainwater and humid air, so the warehouse window should be checked in time to avoid rainwater entering the warehouse

If the fuel injector package is damaged, it should be repaired or replaced; when the package is damp, the packaging material should be dried; if the original anti-corrosion and oil applied at the factory is found to be damaged or dried up, it should be cleaned and re-applied oil in time.

▲ It is forbidden to leave the injector exposed in the air for a long time.

▲ It is forbidden to store acid, alkali, salt and other substances together with the injector.

▲ The unpacked fuel injector must be rust-proof during secondary storage.

5. Company Information



5.1. Company Introduction

Chinese Name: 深圳市舒马特科技有限公司

English Name: Shenzhen Shumatt Technology Co.,Ltd.

Mob Phone/WeChat: +86-13410541523

HK Telephone: +852-67653519

Telephone: +86-755-23215133

Email: ruby@shumatt.com

Website: www.shumatt.net

Shenzhen Office : 11-12,Floor 14,Building 13,Qinchengda Building,Exit A,Honglang North Subway Station,Bao'an District,Shenzhen,China's Mainland

Shenzhen Office: Room 428-430,Building B,Huafeng Zhigu Technology Industrial Park,Exit B,Fuyong Metro Station,Bao'an District,Shenzhen,China's Mainland

Hong Kong Office: Jianfa Street Industrial Zone,Tuen Mun,New Territories,Hong Kong,China

After-sales Service Address : Please contact our salesmen to obtain and provide the corresponding product maintenance reasons (Reference: [1.10. 095000-5972 Injector Warranty Instructions .](#))

5.2. Sales-men's Contact Information

No.	Name	WeChat/ WhatsApp	Email	Facebook	YouTube
1	Ruby	+86-13410541523	ruby@shumatt.com	Hison Li	Hison Li
2	Ivy	+86-18025309821	sales@shumatt.com	Ivy Shumatt	Shumatt IVY
3	Rebecca	+86-18025349821	sales01@shumatt.com	Rebecca SHUMATT	SHUMATT Rebecca
4	Janny	+86-18028749821	sales02@shumatt.com	Janny shumatt	Janny Shumatt
5	Sam	+86-13316859821	Sales8@shumatt.com	Shumatt Sam	Sam Shumatt
6	Natalie	+86- 18938945856	sales15@shumatt.com	Shumatt Natalie	Lin Natalie
7	Ada	+86-1342286353	sales5@shumatt.com	Shumatt Ada	Ada Shumatt

Mob/WhatsApp: +86 13410541523

Email : ruby@shumatt.com

© 2022 Shenzhen Shumatt Technology Co.,Ltd

Tel: +8675523215133

Website : www.shumatt.com

8	Hison Li	+86-18318811871	web@shumatt.com	Hison Li	Hison Li
9	Mecca	+86-18938948618	sales11@shumatt.com	Shumatt Mecca	Shumatt Mecca
10	Eric	+86 18319033618	sales3@shumatt.com		
11	Wayne (Joaquín en español)	+86-13316959821	wayne@shumatt.com	shumattwayne	Wayne Shumatt
12	Sylvia	+86 18312499884	sales6@shumatt.com		
Visit http://shumatt.com to obtain the latest information of salesmen					
PS: Shumatt's sales-men's emails are all end with @shumatt.com					

6. Copyright Statement

The copyright of any contents (including but not limited to parameters,data,text,charts,images,sound,videos,etc.) provided in “[095000-5972 G2 Injector Technical File](#)” belong to Shenzhen Shumatt Technology Co.,Ltd. Without the prior written permission of Shenzhen Shumatt Technology Co.,Ltd.,you are not allowed to modify any contents in “[095000-5972 G2 Injector Technical File](#)” in any way. At the same time,any conditions to spread,re-post,display the contents of “[095000-5972 G2 Injector Technical File](#)” should indicate that the cited article is from Shenzhen Shumatt Technology Co.,Ltd.,Any actions failure to follow above conditions to use “[095000-5972 G2 Injector Technical File](#)” will violate the “*Copyright Law of the People's Republic of China*” and other laws and regulations and the provisions of relevant international conventions.